



10/10/19



# CARTS

## Eastside Bus Plaza

363 Shady Ln, Austin, TX 78702

Floor Plan

### FINAL BID SET

Date:

10/10/19

Revisions:

|  |
|--|
|  |
|  |
|  |
|  |
|  |
|  |


Sheet Title:  
Floor Plan

# A2.0

- #### GENERAL NOTES
1. ALL CONSTRUCTION SHALL CONFORM TO THE LATEST EDITION OF APPLICABLE LOCAL, STATE AND NATIONAL CODES AND ORDINANCES.
  2. ALL CONSTRUCTION SHALL CONFORM TO INDUSTRY AND MANUFACTURER'S STANDARDS AS A MINIMUM REQUIREMENT.
  3. CONTRACTOR SHALL VISIT THE SITE AND BECOME FAMILIAR WITH ALL EXISTING CONDITIONS, DETERMINE THE EXTENT OF DEMOLITION REQUIRED TO FACILITATE NEW CONSTRUCTION AND INCLUDE ALL SUCH WORK IN HIS BID. NO ADDITIONAL FUNDS WILL BE AUTHORIZED FOR ANY EXTRA WORK OR MATERIAL NECESSARY DUE TO THE FAILURE OF THE CONTRACTOR TO FAMILIARIZE THEMSELVES WITH THE EXISTING CONDITIONS OR FOR LACK OF COORDINATION BETWEEN THE TRADES.
  4. IF CONDITIONS EXIST THAT ARE NOT ADEQUATELY DETAILED ON THE CONSTRUCTION DOCUMENTS OR ARE IN QUESTION, THE CONTRACTOR SHALL NOTIFY THE ARCHITECT BEFORE PROCEEDING WITH THE WORK. IF THE CONTRACTOR FAILS TO DO SO, HE IS ACCEPTING RESPONSIBILITY FOR THE DESIGN AND NO TIME OR COST EXTENSIONS WILL BE GRANTED TO THE CONTRACT, UNLESS APPROVED BY THE OWNER.
  5. ALL ROOFING CONSTRUCTION AND FLASHING SHALL CONFORM TO THE LATEST EDITIONS OF NRCA STANDARDS AND SMACNA.
  6. DIMENSIONS TO WALLS INDICATE FACE OF FRAMING OR CENTERLINE OF COLUMNS, UNLESS NOTED OTHERWISE.
  7. G.C. SHALL SEQUENCE CONSTRUCTION TO MAINTAIN INTEGRITY OF AIR BARRIER. ALL PENETRATIONS SHALL BE SEALED AIR TIGHT PER AIR BARRIER MFR'S RECOMMENDATIONS.

#### WALL LEGEND

|  |                                 |
|--|---------------------------------|
|  | EXTERIOR STONE WALL             |
|  | EXTERIOR TILE WALL              |
|  | INTERIOR WALL                   |
|  | INTERIOR PARTITION TYPE         |
|  | TYPE A: U.N.O.                  |
|  | RE: A9.0                        |
|  | DOOR NUMBER, RE: SCHEDULE       |
|  | WINDOW TYPE, RE: SCHEDULE       |
|  | F.E. RECESSED FIRE EXTINGUISHER |



1 Floor Plan  
1/4" = 1'-0"

10/10/2019 4:38:18 PM



10/10/19



**CARTS**  
 Eastside Bus Plaza  
 363 Shady Ln, Austin, TX 78702  
 Door Schedule & Door & Window Elevations

**FINAL BID SET**

Date:  
 10/10/19

Revisions:

|  |  |
|--|--|
|  |  |
|  |  |
|  |  |
|  |  |
|  |  |

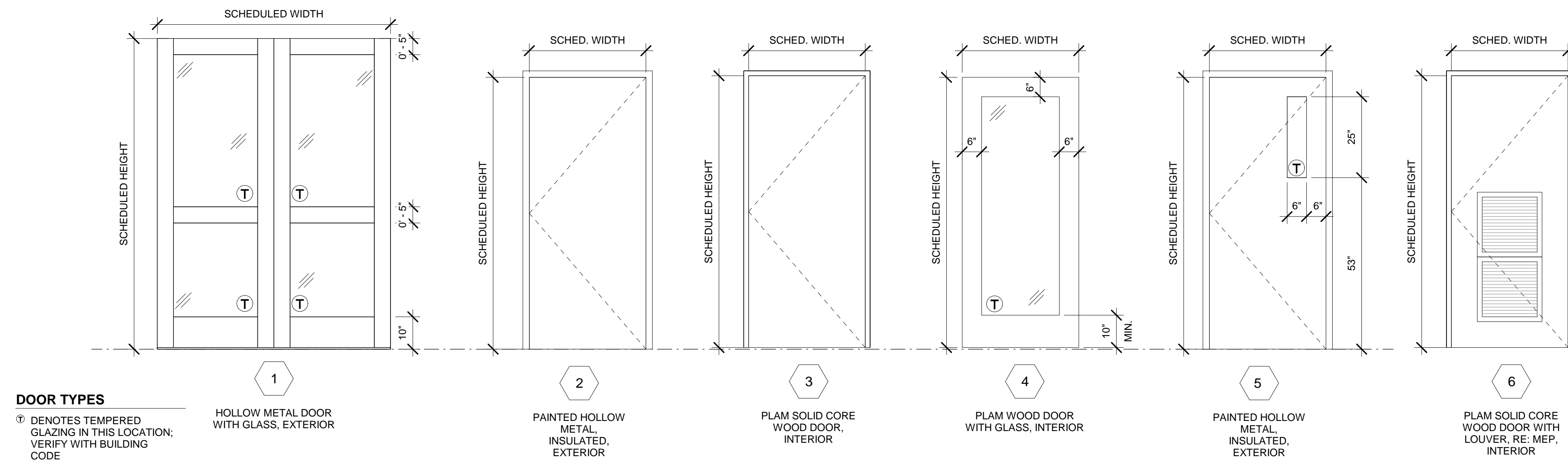
Sheet Title:  
 Door Schedule & Door & Window Elevations

**A8.0**

| DOOR SCHEDULE |         |         |           |      |              |                          |         |                             |
|---------------|---------|---------|-----------|------|--------------|--------------------------|---------|-----------------------------|
| Door #        | Width   | Height  | Operation | Type | Frame        | Finish                   | HW Set  | Comments                    |
| 100a          | 6' - 0" | 8' - 0" | SWING     | 1    | Hollow Metal | Pwdr Coat                | AC715   | Card Reader, Power Actuator |
| 100b          | 6' - 0" | 8' - 0" | SWING     | 1    | Hollow Metal | Pwdr Coat                | AC715   | Power Actuator              |
| 100c          | 6' - 0" | 8' - 0" | SWING     | 1    | Hollow Metal | Pwdr Coat                | AC715   | Power Actuator              |
| 100d          | 6' - 0" | 8' - 0" | SWING     | 1    | Hollow Metal | Pwdr Coat                | AC715   | Power Actuator              |
| 101           | 3' - 0" | 7' - 0" | SWING     | 2    | Hollow Metal | Paint                    | C205    | Card Reader                 |
| 102           | 3' - 6" | 7' - 0" | SWING     | 2    | Hollow Metal | Paint                    | C715W   | Card Reader                 |
| 103a          | 3' - 0" | 7' - 0" | SWING     | 2    | Hollow Metal | Paint                    | C205    | Card Reader                 |
| 103b          | 3' - 0" | 7' - 0" | SWING     | 3    | Aluminum     | Plam                     | C201AC  | Card Reader                 |
| 105           | 3' - 0" | 7' - 0" | SWING     | 4    | Aluminum     | Plam - Full Lite Glazing | C201A   | Card Reader                 |
| 106           | 3' - 6" | 7' - 0" | SWING     | 2    | Hollow Metal | Paint                    | C205W   | Card Reader                 |
| 107           | 3' - 0" | 7' - 0" | SWING     | 6    | Aluminum     | Plam                     | C201AC  | Card Reader                 |
| 108           | 3' - 0" | 7' - 0" | SWING     | 5    | Hollow Metal | Paint- Vision Glazing    | C205-IN | Card Reader                 |
| 109           | 3' - 0" | 7' - 0" | SWING     | 2    | Hollow Metal | Paint                    | C345F   | Card Reader                 |
| 110           | 3' - 0" | 7' - 0" | SWING     | 3    | Aluminum     | Plam                     | C201AC  | Card Reader                 |
| 111           | 3' - 0" | 7' - 0" | SWING     | 2    | Hollow Metal | Paint                    | C205    | Card Reader                 |
| 112           | 3' - 0" | 7' - 0" | SWING     | 3    | Aluminum     | Plam                     | C341C   | Card Reader                 |
| 113           | 3' - 0" | 7' - 0" | SWING     | 2    | Hollow Metal | Paint                    | C345F   | Card Reader                 |

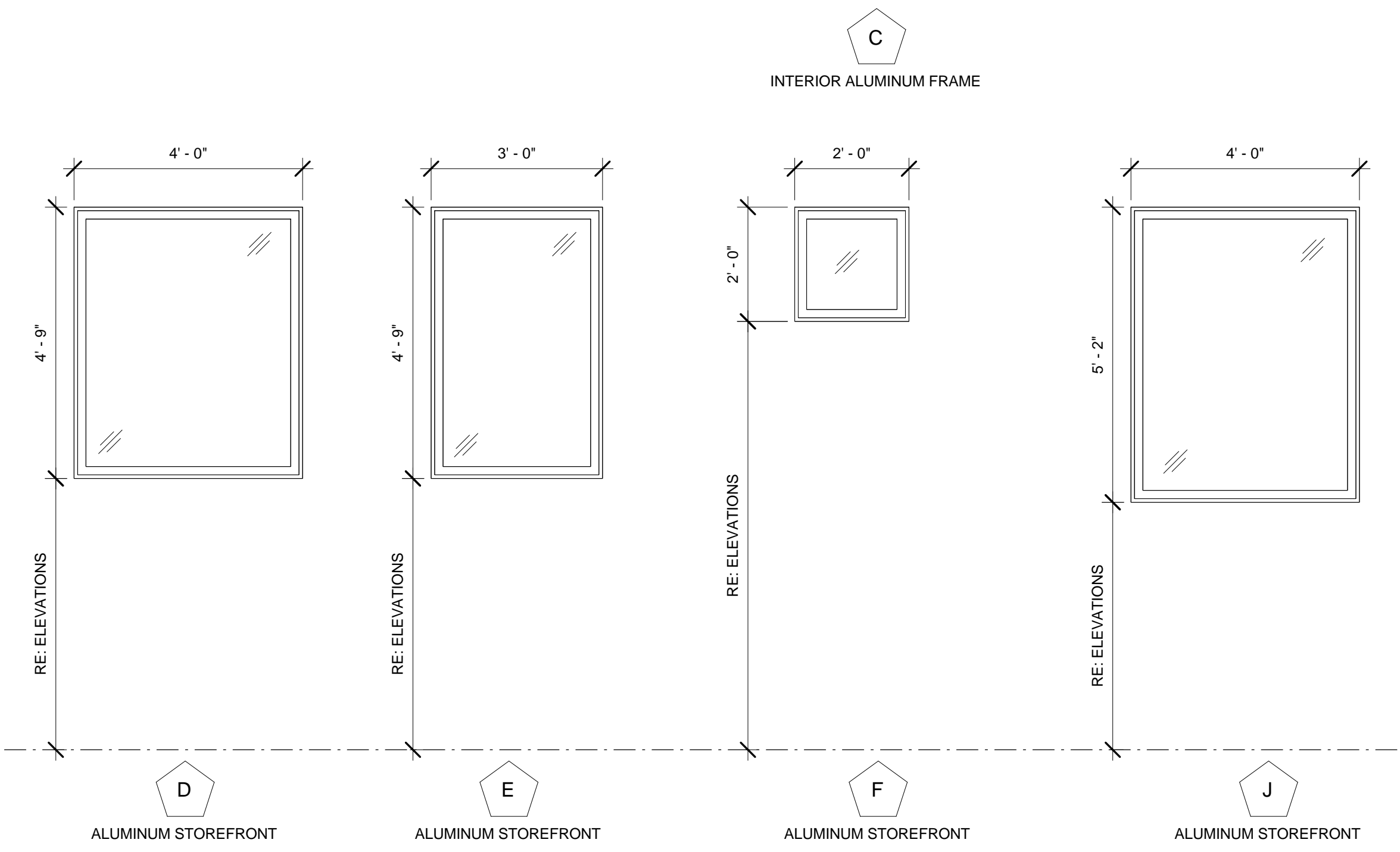
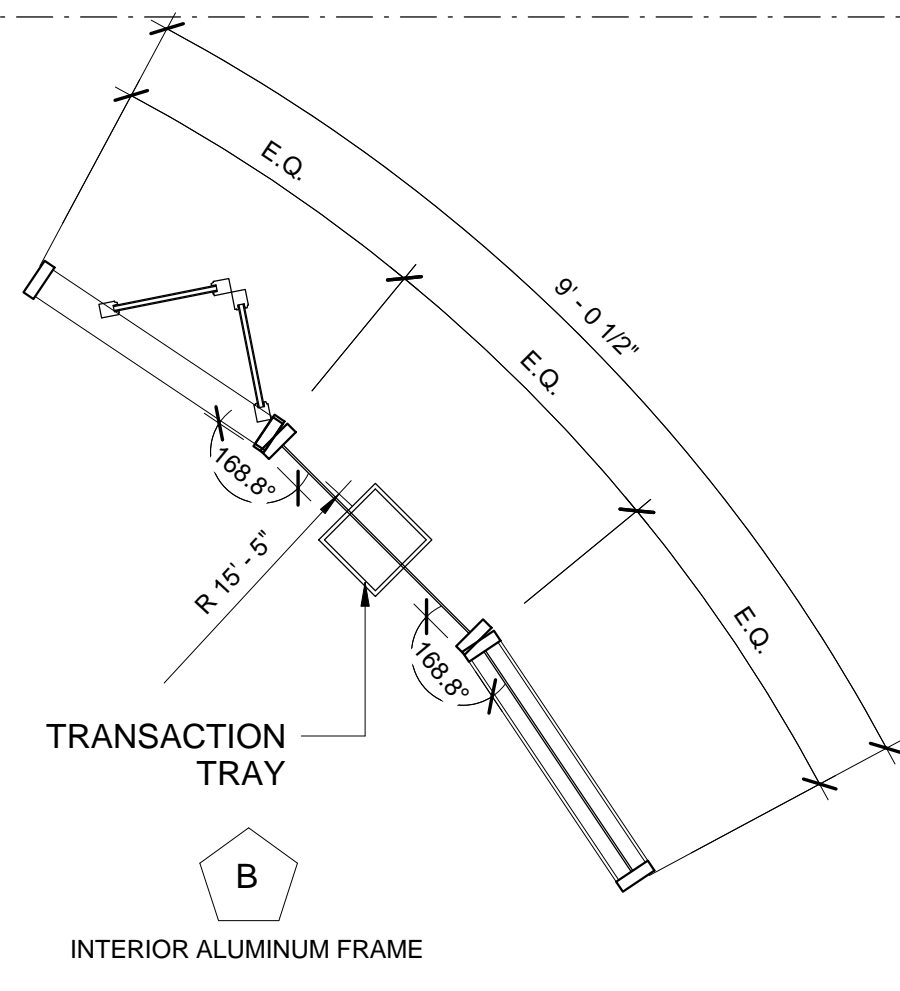
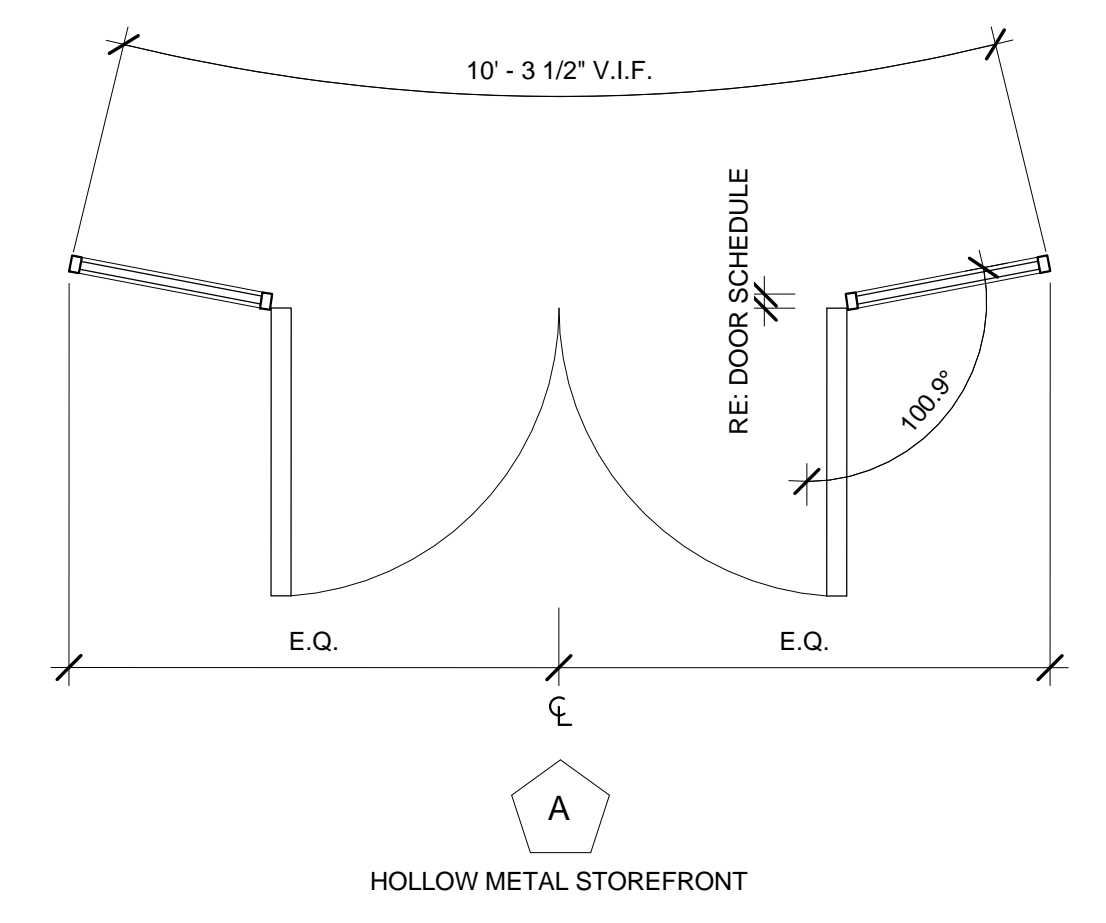
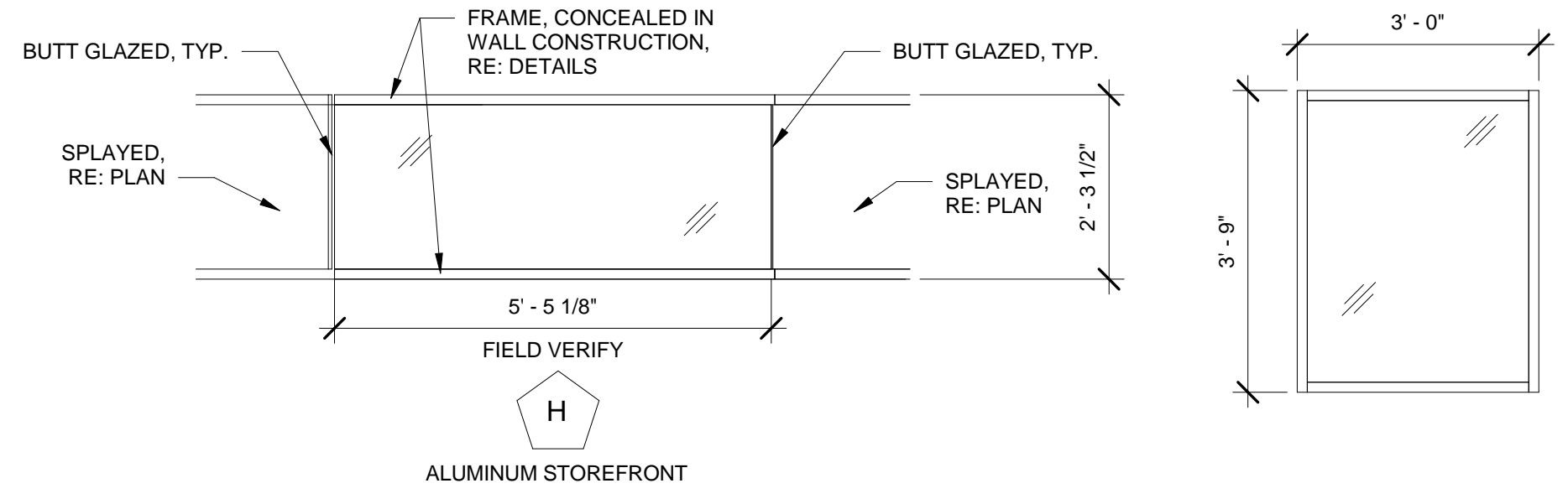
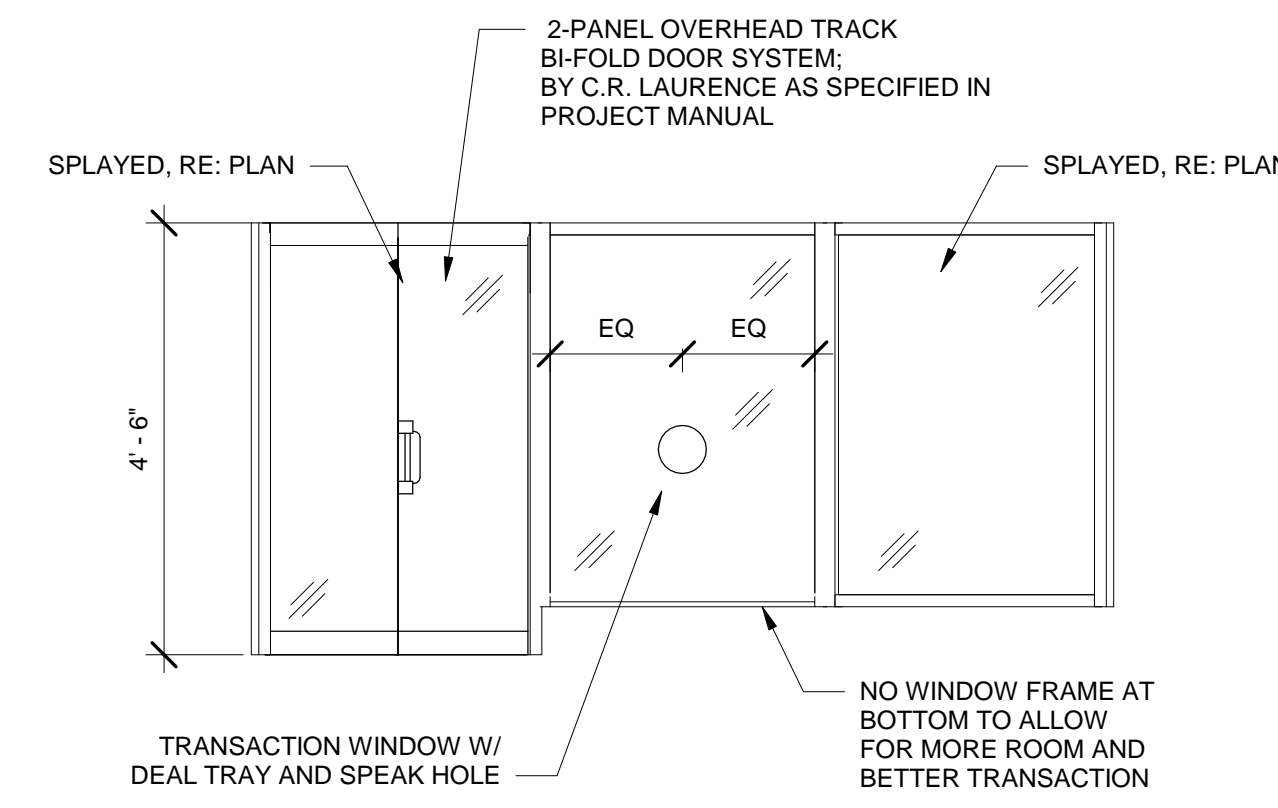
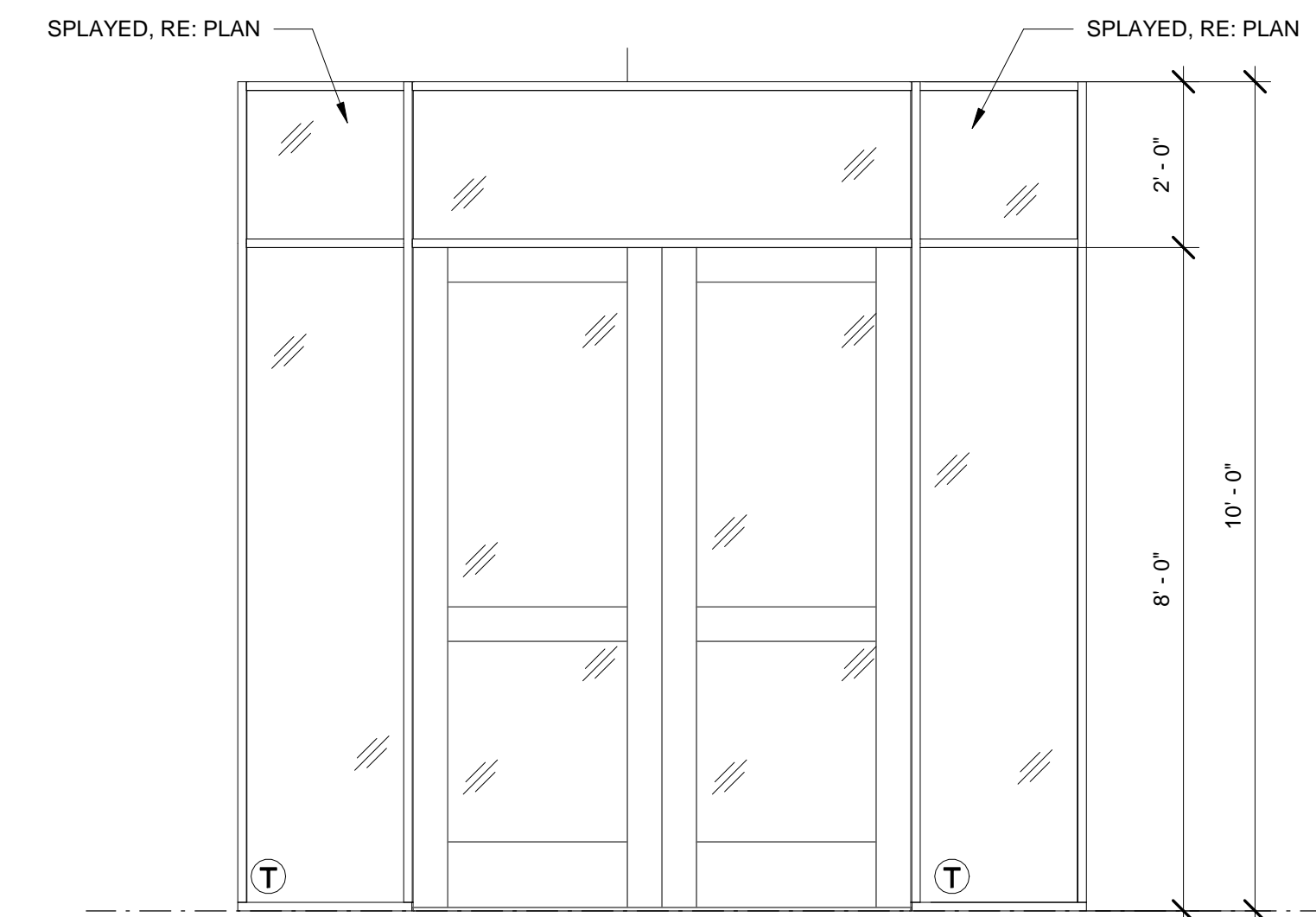
**GEN. DOOR AND WINDOW NOTES**

1. VERIFY ALL DIMENSIONS IN FIELD PRIOR TO FABRICATION
2. PROVIDE SHOP DRAWINGS
3. PROVIDE SAFETY GLASS WHERE REQUIRED BY 2015 IBC
4. PROVIDE FROSTED GLASS IN RESTROOM LOCATIONS
5. BOTTOM RAIL OF GLAZED DOORS SHALL BE 10" HIGH MIN. PER ADA/ TAS REQUIREMENTS



**DOOR TYPES**  
 Ⓣ DENOTES TEMPERED GLAZING IN THIS LOCATION; VERIFY WITH BUILDING CODE

1 HOLLOW METAL DOOR WITH GLASS, EXTERIOR  
 2 PAINTED HOLLOW METAL, INSULATED, EXTERIOR  
 3 PLAM SOLID CORE WOOD DOOR, INTERIOR  
 4 PLAM WOOD DOOR WITH GLASS, INTERIOR  
 5 PAINTED HOLLOW METAL, INSULATED, EXTERIOR  
 6 PLAM SOLID CORE WOOD DOOR WITH LOUVER, RE. MEP, INTERIOR



**WINDOW TYPES**  
 Ⓣ DENOTES TEMPERED GLAZING IN THIS LOCATION; VERIFY WITH BUILDING CODE

10/10/2019 4:40:35 PM